

Eicher Motors

 BSE SENSEX
 40,084

 S&P CNX
 12,022

CMP: INR20,075 TP: INR23,500(+17%)
Buy


Bloomberg	EIM IN
Equity Shares (m)	27
M.Cap.(INRb)/(USDb)	547.8 / 7.9
52-Week Range (INR)	30333 / 18222
1, 6, 12 Rel. Per (%)	-4/-23/-46
12M Avg Val (INR M)	2326
Free float (%)	50.7

Financials & Valuations (INR b)

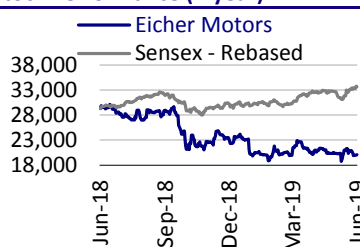
Y/E Mar	2019	2020E	2021E
Net Sales	98.0	108.8	127.0
EBITDA	29.0	30.5	35.8
PAT	22.2	23.9	27.5
EPS (INR)	814	877	1,007
Gr. (%)	1.8	7.8	14.8
BV/Sh (INR)	3,269	3,911	4,622
RoE (%)	27.8	24.4	23.6
RoCE (%)	26.6	23.9	23.9
P/E (x)	24.7	22.9	19.9
P/BV (x)	6.1	5.1	4.3

Shareholding pattern (%)

As On	Mar-19	Dec-18	Mar-18
Promoter	49.3	49.3	50.5
DII	4.7	6.2	5.9
FII	32.5	30.8	31.0
Others	13.5	13.6	12.6

FII Includes depository receipts

Stock Performance (1-year)



Gearing up for a ride to under-penetrated states

BS6 upgrades would bridge product quality gaps

Eicher Motors (EIM) engaged in a dialogue with the investing community at the UK Technology Centre (started operations in May-17), where entire senior management of the motorcycle and CV businesses presented on their strategy and focus areas ([link to the webcast](#)). Throughout the discourse, management did not appear perturbed by the ongoing demand slowdown for Royal Enfield (RE) as they looked at it as a cyclical and industry wide phenomenon. In fact, the company continues focusing on upping its game on product quality, distribution and brand strength. At the same time, it would attempt to capitalize on the continued premiumization trend in developing markets (including India). Key highlights from the meet:

- New CEO Mr Vinod Dasari will bring complementary skillsets and help Mr Siddhartha Lal fill gaps in the hitherto weak areas. While Mr Lal would focus on product development and brands, Mr Dasari's emphasis would be on the front end (expanding market and driving demand) apart from managing day-to-day operations.
- RE is focused on expanding the middle weight motorcycle segment (250-750cc) and looking to capture share of the motorcycle market and not just of the category. Its ambition is based on the premiumization trend and the target is to grow 2x of the industry over the next 10 years. In exports, it intends to replicate the India story in the next 10-15 years.
- For product quality, the 650cc twins are the new benchmark. The BS6 up-gradation is likely to bridge the product quality gap between the old product and the 650cc twins.
- Notably, RE is doubling its marketing efforts in under-indexed markets (big markets where its share is less than national average) like UP/ MP.
- The company is undertaking various initiatives to expedite growth, including (a) distribution expansion (through smaller format stores), (b) price laddering (by offering multiple 'trim' levels) and (c) mass customization.
- Unlike in the past when it was focused top-down, RE is now preparing for region-specific initiatives to address the relevant issues there.
- The 'Learning Markets' (v/s 'Conquering Markets') approach may take longer time to bear fruit but ensure sustainable and profitable ramp-up.

Valuation view: RE is facing demand weakness for the first time since its renaissance in 2008, as it is in a perfect storm with a weak industry environment, substantial cost inflation and a new competitor. Volumes are likely to remain under pressure until 2QFY20 and then recover gradually. More importantly, we endorse the key initiatives undertaken by RE (RE Studio, price laddering and mass customization), which coupled with complete product portfolio up-gradation with BS6 (could be 2nd inflection point for RE) and ramp-up of 650cc Twins, strengthens the case for a sustainable volumes revival. Valuation are reasonable at ~22.9/19.9x FY20/21E consol. EPS. Maintain **Buy** with a target price of ~INR23,500 (Mar'21 based SOTP).

Jinesh Gandhi – Research Analyst (Jinesh@MotilalOswal.com); +91 22 6129 1524

Deep A Shah – Research Analyst (Deep.S@MotilalOswal.com); +91 22 6129 1533

Investors are advised to refer through important disclosures made at the last page of the Research Report.

Motilal Oswal research is available on www.motilaloswal.com/Institutional-Equities, Bloomberg, Thomson Reuters, Factset and S&P Capital.

Mr Siddhartha Lal: Third phase of RE evolution into a global brand

- The first phase (2000-09) of RE's evolution was all about understanding customer, while the second phase (2010-18) was about scaling-up success of Classic. RE is now in its third phase (2019 onwards), where it has channelized all efforts to solidify its status as a global brand (as it sees enormous opportunity in the global middle-weight segment) without diluting the focus on India (its highest-priority market).
- Mr Lal sees continuance of the premiumization trend in India (and other developing markets), and RE is a play on that as everything it does is premium (product, sales and service network, accessories, etc.). The company wants to maintain its aspirational yet accessible product/brand attribute.
- In India, the focus is on expanding the market by addressing under-penetrated but high-potential states, and also providing attractive value proposition for an upgrade to the existing 4.1m RE customers.
- In the developing markets like Thailand and Brazil, it is establishing small footprint to understand the market/customer and then replicate the India-like stories there. The target is to offer an upgrade option in the form of RE to the existing commuter motorcycle customers in these markets.

"As you know at Eicher Motors we try to do things differently, I believe. I believe we are long term oriented in our approach and that's absolutely our approach, and that would continue to be our approach in times to come. Our idea is to build something spectacular in the long term and whatever that means in the short term we will get that done. We don't put ourselves under tremendous pressure to do things to show people and investors, and we want to make sure that we do right things always for the long term success of the company," **said Mr Siddhartha Lal in his opening remarks.**

Mr Vinod Dasari (new CEO): Sharp focus on expanding markets

- Mr Dasari, who joined EIM as a CEO for the RE business from Apr'19, laid down immediate priorities for RE and his focus areas for the medium term.
- For RE, it has set three main goals for FY20 – (i) expand market in India (and outside), (ii) prepare for outstanding BS6 and (iii) reimagine the brand and make it a global motorcycling brand (longer term).
- To achieve these goals, Mr Dasari would focus on (i) connecting with people of RE (including dealers), (ii) focusing on a few markets outside major cities (where motorcycle industry volumes are very high but RE's share is low), (iii) mass customization using the digital platform and (iv) increasing value capture of customer spend (currently only captures 10% of money spent by RE customer, including insurance, financing, gears & accessories, etc.).

"Resistance to change is often what kills new initiatives. But resistance to change is the lowest when two things are happening either the company is going through transition or there is new CEO. So in this case we have both, so hence resistance to change is very very low and I look at this as wonderful opportunity to make some tweaks." – **Mr Vinod Dasari, CEO, Eicher Motors**

Demand weakness largely due to macro/industry headwinds and not pricing

- RE's management believes that the ongoing demand weakness is not specific to just RE but it is more widespread for overall autos and the wider economy.
- 40% of customers are salaried class, demand from whom has not been impacted. However, since Diwali, the business-class customers have been deferring purchases. Walk-ins are very strong, though.
- Further, Kerala volumes have dropped by 10k units (-12.5%) due to floods, and the market is yet to come back.
- Price increase was not even in top-5 reasons for deferment, according to its analysis of voice of customers. Hence, it does not believe it was big factor.
- Also, it has not seen any changes in underwriting norms by its financing partners (both NBFC and banks).

Next phase of growth in India to be driven by under-penetrated states through RE Studio network

- RE is doubling its marketing efforts on under-penetrated markets like UP and MP (big motorcycle markets where RE's market share is less than the national average).
- It has classified the entire market into four categories and is adopting market and approach clustering for 'Winning in many Indias'. Hence, it is now decentralizing marketing, public relation, rides, etc., making it very region- or market-specific for marketing.
- The company is targeting smaller-format stores under 'Royal Enfield Studio,' which will cater to smaller towns and cities. RE Studio would have lower investment outlay, supporting viability of dealers. It would offer both sales (~225 sq ft) and service (~275 sq ft with 2 service bays).
- For CY19, it is targeting to add ~350 RE Studio stores. This, coupled with ~80 store additions under the normal channel, would increase RE's retail footprint in 1,100 towns with 1,350 stores.

Exports: Ramp-up would be slow with focus on learning markets

- RE's approach in exports is of 'Learning markets' (v/s 'Conquering markets'). This will take longer time to bear fruit but offer more sustainable and profitable ramp-up.
- RE is focused on the key identified markets: Seven developed and six developing markets. The testing and learning time will be high in the export markets, but distribution ramp-up could be faster once the learning curve is achieved.
- It is at the early stage of the international journey. There is excitement about the initial responses in the international market.
- 650cc Twins has stepped up RE's game in the international markets. Also, the recently revamped Himalayan is doing very well in exports markets like the US and Columbia (contributing ~50% of volumes in these markets).

VECV: Synergies with Volvo coming to the fore

- Mr Lal believes that VECV is extremely well poised for BS6 as it has been exporting Euro 6 engines since 2013. The same base engine would be used in

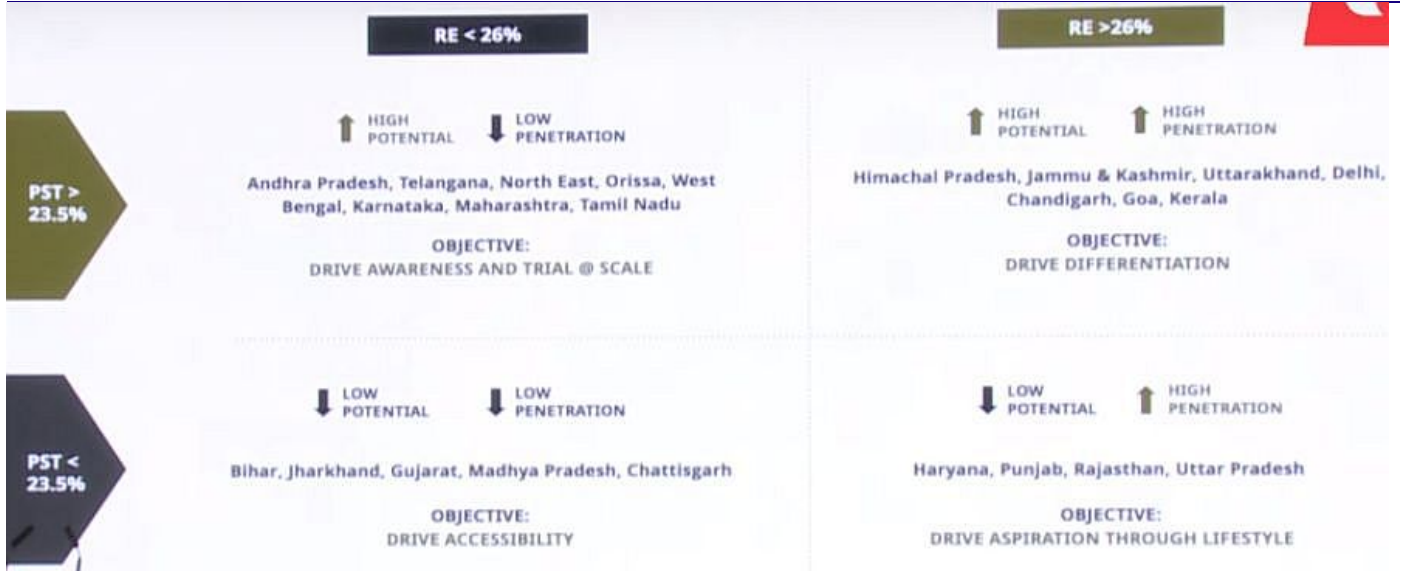
India for BS6. Also, VECV would benefit from Volvo's experience in Euro 6 implementation at the global level.

- For the LMD business, the upcoming Pro 2000 series launch would replace its 33-year-old platform.
- Exports of LMD (in 7-10 ton segment) under the 'UD' brand to Indonesia, Malaysia and South Africa would leverage on Volvo's distribution network in these high-volume markets (particularly Indonesia).
- Further, it is also focusing on supplies of parts to Volvo (as VECV localizes Pro 8000 series cabins). This will get boost post BS6. Also, Volvo is planning to shift from Deutz engines used in construction equipment to VECV MDEP engines.
- The MDEP project produced ~40k engines in FY19, of which ~34k were sold to Volvo. Under BS6, large part of VECV M&HCV will shift to MDEP engine (though ICVs will be on smaller engine). MDEP engine capacity will be increased to 75k (and can be further increased to ~100k).
- Its greenfield plant at Bhopal with capacity of 40k trucks (scalable to 100k) will start by Apr'20, taking total VECV capacity to 130k.

Other takeaways

- **RE Vintage stores:** It plans to increase RE Vintage stores (used RE stores) from 1 store currently to 25 stores (1 store in each key city). It would help RE to control stock of used REs as well as residual value of RE. Over a period of time, it would be an important part of RE's strategy.
- **Focus on pull-based strategy to tackle competition:** It does not see any case of shift from pull to push strategy due to new competition. It would rather be more agile and have wider offerings rather than push strategy as this would impact the brand positioning. Pull-based strategy does result in more pressure, but it would use an innovative approach to deliver same results as the push-based strategy. However, RE would not hold back if there is a need to spend, as evident in its investments in brand, exports and capability development (fixed cost had come down to 10% of sales three years back, but now gone up to 14% due to these investments).
- **Sees no material headwinds to margins:** Commodity prices are stable. Cost for new technology like ABS and BS6 takes 2-3 quarters to stabilize and then generally trends down. In the long term, the gears & accessories business has high potential and margins. Currently, only 10% of revenues are non-motorcycle.
- **Dealer viability is not a concern** as 88% of dealers made above 12% RoCE in May-19, though it is well below average RoCE which RE dealers earn.

Exhibit 1: RE’s strategy for ‘Winning in many Indias’- Market and approach clustering



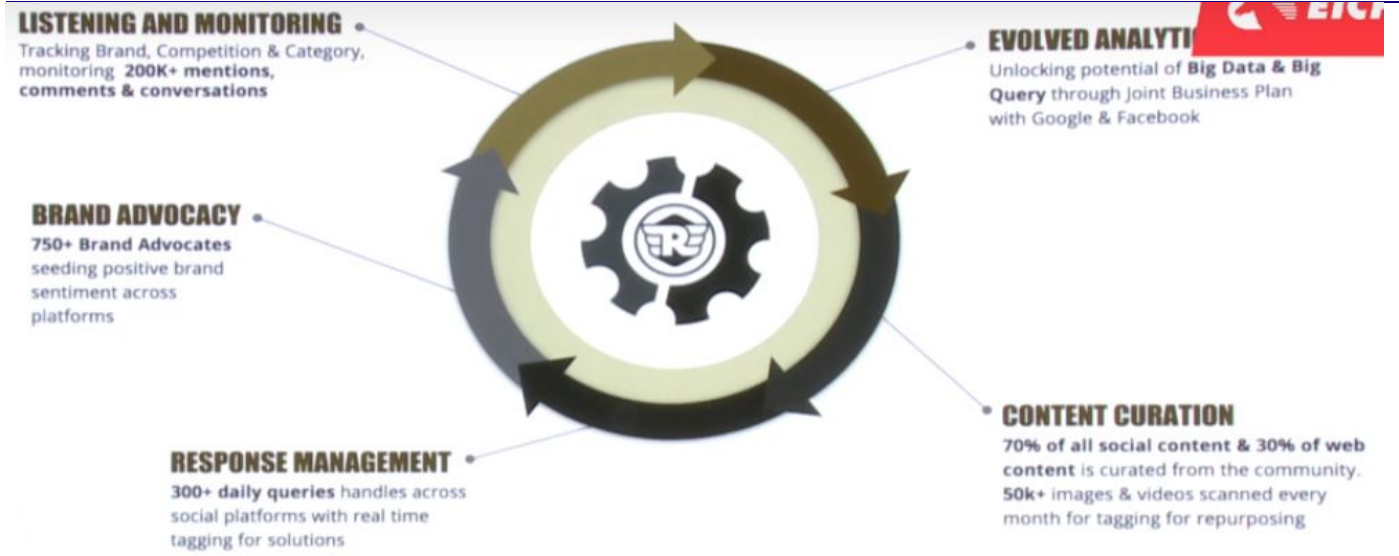
Note: PST refers to motorcycle >150cc; Source: Company, MOFSL

Exhibit 2: Royal Enfield Studio – Small store format for rural markets



Source: Company, MOFSL

Exhibit 3: Royal Enfield Command Centre – nerve center for its digital initiatives



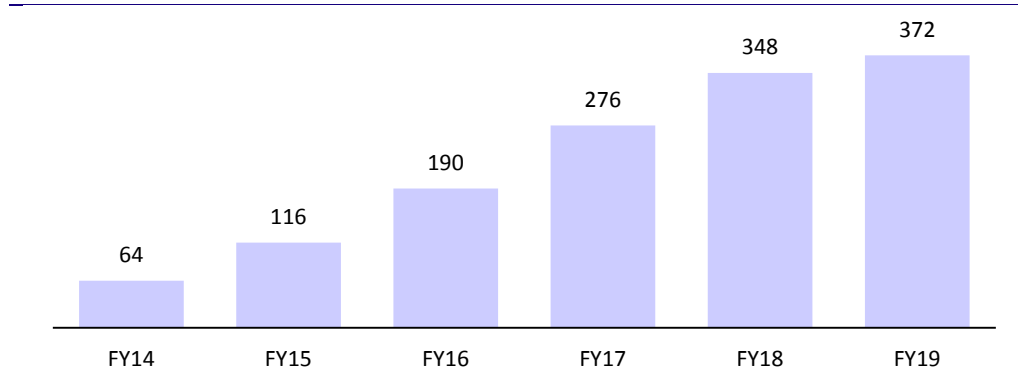
Source: Company, MOFSL

Exhibit 4: Google searches for Royal Enfield grew 9% in FY19, suggesting no brand fatigue



Source: Company, MOFSL

Exhibit 5: RE is expanding its product development capabilities and capacities (# of employees in all forms of product development)



Source: Company, MOFSL

Valuation and view

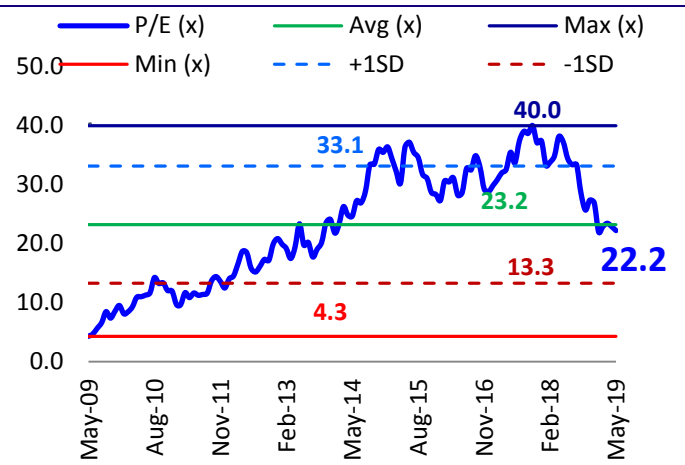
- **Near-term pain, expect recovery from 2HFY20:** RE is witnessing demand weakness for the first time since its renaissance in 2008, as it is in a perfect storm with a weak industry environment, substantial cost inflation and a new competitor. Near-term volumes are likely to remain under pressure until 2QFY20 and then recovery gradually. It is now focusing on expanding the addressable market through (a) improving product quality, (b) launching new products, (c) expanding dealership (in sync with capacity expansion) and (d) driving a paradigm change in retail identity, in turn improving visibility of sustained strong growth.
- **Export market – a huge opportunity but to fully play out over next few years:** RE is focused on creating an affordable leisure biking segment in 250-650cc and in price range of USD3-7,000. Globally, the size of the 250cc-650cc segment is ~1m annually, dominated by sports/street biking segment. Exports from India for the premium segment (Ex RE, >150cc) are over 0.5m annually. However, RE's exports were just ~19,300 units in FY18, restricted due to capacity constraints and limited relevant product portfolio for the export markets. With its new product launches, the latter concern would be resolved. EIM has recently started executing its exports strategy, based on experiential marketing like they have done it in India, and is opening exclusive stores in markets like LatAm, Indonesia, London, Paris, Madrid and ASEAN countries. It plans to increase its exclusive stores count to 65-70 by FY20. However, the ramp-up would be gradual, as it would take time for RE to build its brand and replicate its Indian strategy of creating brand pull by building a riding culture.
- **New product launches to drive strong volume growth:** With healthy response to new 650 Twins, Interceptor GT and Continental GT (both in Indian and international markets) and some recovery in domestic sales, RE volume CAGR is estimated at 6.1% over FY19-21. We expect margins to remain stable at ~28.5%, led by an improving product mix and cost-control initiatives.
- **Expect VECV volumes CAGR of ~1% over FY19-21:** While Pro series launch of LMD and HD range (big upgrade of existing platform) is largely done, we believe the acceptance of the new range would happen gradually. Pro series will help to ramp up exports over the next two years, with the focus on the recently entered Africa and Indonesia markets. We estimate VECV's sales to grow at 6% and PAT to decline at a 4% CAGR (FY19-21E).
- **Consol EPS to grow 11% CAGR; Maintain Buy:** RE is facing demand weakness for the first time since its renaissance in 2008, as it is in a perfect storm with a weak industry environment, substantial cost inflation and a new competitor. Volumes are likely to remain under pressure until 2QFY20 and then recover gradually. More importantly, we endorse key initiatives taken by RE (RE Studio, price laddering and mass customization), which coupled with complete product portfolio up-gradation with BS6 (could be 2nd inflection point for RE) and ramp-up of 650cc Twins, strengthens the case for a sustainable volumes revival. Valuation are reasonable at ~22.9/19.9x FY20/21E consol. EPS. **Maintain Buy** with a target price of ~INR23,500 (Mar'21 based SOTP).

Exhibit 6: SOTP valuations

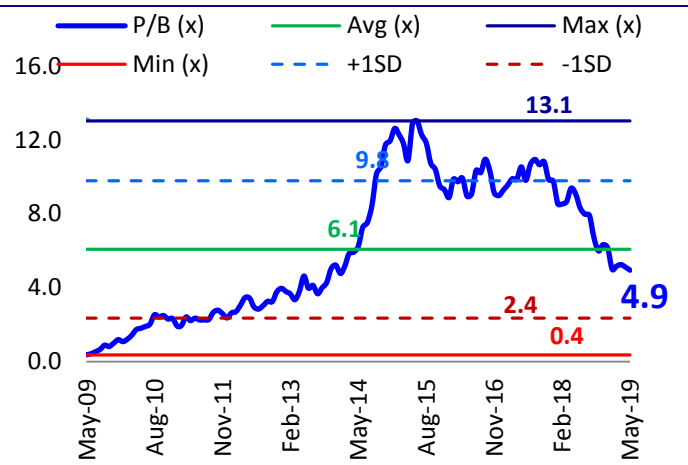
INR Mn		FY20E	FY21E
Royal Enfield			
PAT (ex VECV div)		21,807	26,073
Equity Value	PE @ 22.5x	490,667	585,721
VECV (@ 54.4% Economic interest)			
EBITDA		6,380	5,079
EV	@ 9x EV/EBITDA	57,416	45,710
Net Debt		-8,308	-9,649
Equity Value		65,723	55,359
Total Equity Value		556,390	641,080
Target Price (INR/Sh)		20,396	23,500

Source: Company, MOFSL

Exhibit 7: Valuations – P/E and P/B band



Source: MOFSL



Source: MOFSL

Exhibit 8: Comparative Valuation

	CMP	Rating	TP	P/E (x)	EV/EBITDA (x)	RoE (%)	Div Yield (%)	EPS CAGR (%)				
	(INR)*		(INR)	FY20E	FY21E	FY20E	FY21E	FY19-21E				
Auto OEM's												
Bajaj Auto	2,990	Neutral	3,050	17.1	15.7	11.7	10.3	21.9	21.5	2.2	2.3	7.2
Hero MotoCorp	2,755	Neutral	2,912	15.6	14.9	9.1	8.4	26.1	24.8	3.3	3.4	4.4
TVS Motor	494	Neutral	480	27.2	21.6	14.1	11.5	23.5	24.6	0.8	0.8	27.4
M&M	651	Buy	810	14.0	14.2	10.3	10.6	13.7	11.9	1.5	1.5	3.8
Maruti Suzuki	7,050	Buy	8,047	25.4	21.1	14.6	12.2	16.4	18.1	1.8	2.0	16.2
Tata Motors	173	Neutral	199	12.5	11.5	3.3	3.1	7.5	7.6	0.2	0.2	NM
Ashok Leyland	93	Buy	107	12.8	14.9	7.2	7.8	24.2	19.2	3.7	3.7	-5.0
Eicher Motors	20,075	Buy	23,500	22.9	19.9	18.9	16.0	24.4	23.6	0.6	0.6	11.3
Escorts	604	Neutral	682	10.3	10.3	-0.6	-0.9	17.8	15.4	0.5	0.6	5.1
Auto Ancillaries												
Bharat Forge	463	Buy	595	18.9	17.2	10.6	9.9	19.8	19.1	1.3	1.3	10.3
Exide Industries	215	Buy	281	19.7	17.6	10.8	9.7	14.0	14.2	1.5	1.5	16.1
Amara Raja Batteries	638	Buy	761	19.2	16.8	9.9	8.5	16.1	16.4	1.3	1.5	15.9
BOSCH	17,416	Neutral	18,200	30.1	25.8	20.4	16.8	19.9	23.2	1.1	1.3	11.5
Endurance Tech	1,206	Buy	1,350	28.2	24.4	12.4	10.7	21.7	21.5	0.9	1.0	16.9
Motherson Sumi	115	Buy	146	19.2	15.8	1.8	1.0	16.5	18.5	1.4	1.7	19.4
Mahindra CIE	242	Buy	290	14.2	12.5	8.4	7.0	14.0	13.8	0.0	0.0	17.1
CEAT	1,012	Buy	1,277	13.8	11.1	3.3	3.1	10.3	11.7	1.2	1.3	19.7

Source: Company, MOFSL

Operating metrics

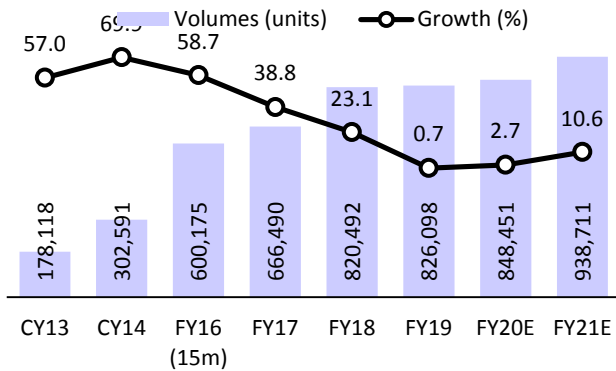
Exhibit 9: Snapshot of revenue model

000 units	CY14	FY16 (15m)	FY17	FY18	FY19	FY20E	FY21E
ROYAL ENFIELD (S/A)							
Total 2W (units)	303	600	666	820	826	848	939
Growth (%)	69.9	98.3	38.8	23.1	0.7	2.7	10.6
Net realn (INR'000/unit)	100	103	105	109	118	128	135
Growth (%)	5.4	3.1	2.4	3.3	8.3	8.6	5.5
RE Revenues (INR b)	30	62	70	90	98	109	127
Growth (%)	76.9	104.2	42.1	27.3	9.3	11.1	16.7
VECV							
Dom - LMD	28	42	37	42	48	56	46
Growth (%)	-9.9	50.0	10.3	13.9	11.4	15.0	-18.0
% of CV Vols	70.1	68.1	64.4	65.0	67.5	67.4	62.6
Dom - HCV	6	12	12	14	13	15	14
Growth (%)	-8.2	98.2	28.0	10.6	7.3	15.0	-10.0
% of CV Vols	15.3	19.7	21.6	21.1	18.5	18.5	18.8
Total Dom.	34	54	49	56	62	71	59
Growth (%)	-9.6	58.6	14.3	13.1	10.5	15.0	-16.3
% of CV Vols	85.4	87.8	86.0	86.1	86.0	85.9	81.4
Exports	6	8	8	9	10	12	14
Growth (%)	86.5	29.0	33.7	12.0	11.2	16.6	16.6
% of CV Vols	14.6	12.2	14.0	13.9	14.0	14.1	18.6
Total CV vols	40	62	57	65	72	83	73
Growth (%)	-2.3	54.3	16.7	12.9	10.6	15.2	-11.6
MDEP Vols (Ex captive)	12	24	24	32	34	34	35
Net realn (INR'000/unit)	1,412	1,465	1,449	1,571	1,590	1,589	1,760
Growth (%)	14	4	24	8	4	0	11
VECV Revenues (INR b)	58	92	85	104	116	133	131
Growth (%)	12.3	60.5	14.9	21.9	15.4	15.1	-2.1
Net Consol sales (INR b)	87	62	70	90	98	109	127
Growth (%)	28.3	-29.4	42.4	27.5	9.3	11.1	16.7

Source: Company, MOFSL

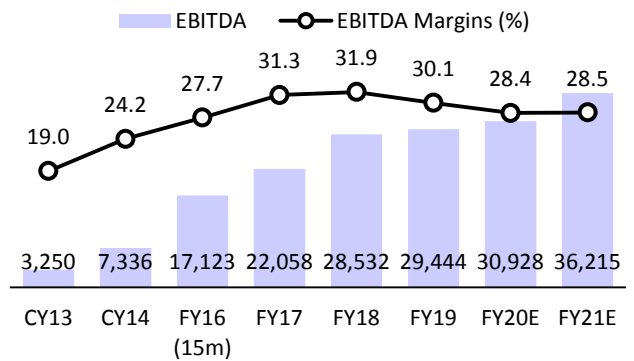
Eicher Motors | Story in charts: Multiple growth drivers

Exhibit 10: RE volume and growth trend



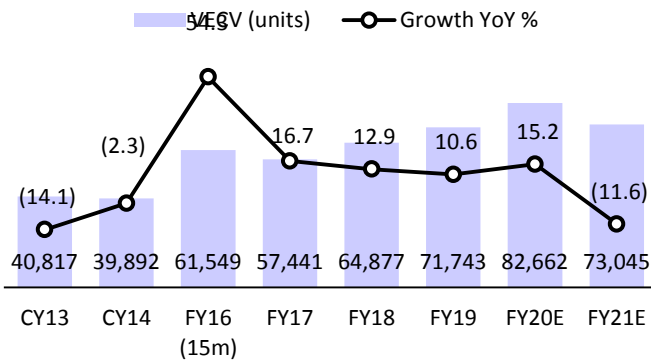
Source: Company, MOFSL

Exhibit 11: RE EBITDA and EBITDA margin trend



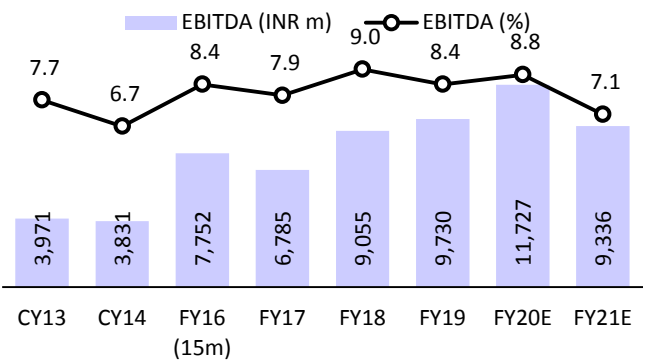
Source: Company, MOFSL

Exhibit 12: VECV volumes growth trajectory



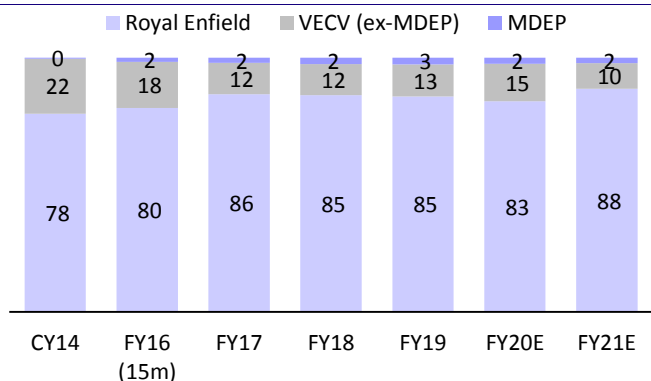
Source: Company, MOFSL

Exhibit 13: VECV EBITDA and EBITDA margins



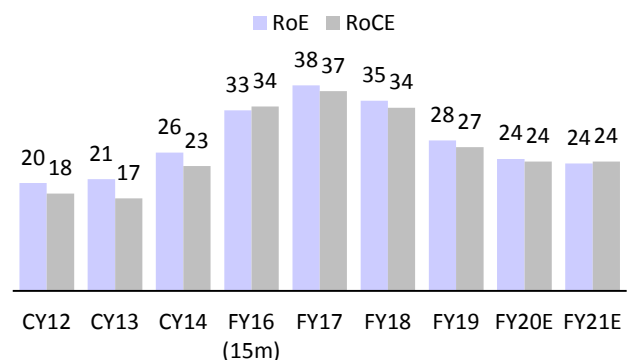
Source: Company, MOFSL

Exhibit 14: Contribution to EBITDA by each business



Source: Company, MOFSL

Exhibit 15: Return ratios to remain healthy



Source: Company, MOFSL

Financials and Valuations

Income Statement (Consolidated)							(INR m)
Y/E March	CY14	FY16 (15m)	FY17	FY18	FY19	FY20E	FY21E
Net Sales	85,987	61,469	70,030	89,209	97,174	108,336	126,422
Change (%)	28.6	-42.8	42.4	27.4	8.9	11.5	16.7
EBITDA	11,147	16,891	21,740	28,076	29,031	30,468	35,755
EBITDA Margin (%)	13.0	27.5	31.0	31.5	29.9	28.1	28.3
Depreciation	2,198	1,366	1,538	2,233	3,003	3,583	4,159
EBIT	8,949	15,525	20,201	25,843	26,028	26,885	31,595
Interest cost	98	21	36	53	73	55	80
Other Income	1,074	1,781	2,273	2,801	4,434	4,775	6,400
PBT	9,926	17,285	22,439	28,591	30,389	31,605	37,915
Tax	2,909	5,390	7,203	9,359	10,770	10,986	12,842
Effective Rate (%)	29.3	31.2	32.1	32.7	35.4	34.8	33.9
PAT	7,017	11,895	15,236	19,232	19,619	20,619	25,074
Change (%)	33.4	35.6	60.1	26.2	2.0	5.1	21.6
Less: Minority Interest	864	-1,486	-1,895	-2,566	-2,584	-3,317	-2,406
Adj. PAT	6,153	13,380	17,131	21,797	22,203	23,936	27,479
Change (%)	56.0	74.0	60.0	27.2	1.9	7.8	14.8

Note: FY16 onwards Ind-AS

Balance Sheet (Consolidated)							(INR m)
Y/E March	CY14	FY16 (15m)	FY17	FY18	FY19	FY20E	FY21E
Share Capital	271	272	272	273	273	273	273
Net Worth	27,556	36,531	53,451	70,301	89,187	106,699	126,075
Minority Interest	0	0	0	0	0	-3,317	-5,722
Deferred Tax	220	358	778	1,421	2,739	3,067	3,456
Loans	0	226	444	1,508	1,868	0	0
Capital Employed	27,775	37,115	54,673	73,230	93,794	106,449	123,809
Application of Funds							
Gross Fixed Assets	5,408	10,178	12,328	21,443	28,175	40,608	49,108
Less: Depreciation	1,342	2,472	3,875	6,426	9,429	13,013	17,172
Net Fixed Assets	4,066	7,707	8,453	15,017	18,746	27,595	31,936
Capital WIP	593	945	3,738	3,332	4,497	250	250
- of which Goodwill	223	223	223	223	223	223	223
Investments	25,588	33,834	49,871	55,808	49,225	63,713	65,517
Curr.Assets, L & Adv.	9,393	11,258	7,658	21,065	41,400	45,697	63,600
Inventory	2,040	3,084	3,359	3,946	6,334	4,770	6,263
Sundry Debtors	107	326	500	680	903	894	1,044
Cash & Bank Balances	210	530	251	12,120	29,653	34,667	50,204
Loans & Advances	34	124	92	7	13	0	0
Others	7,002	7,194	3,456	4,312	4,497	5,366	6,089
Current Liab. & Prov.	11,864	16,629	15,047	21,992	20,075	30,806	37,494
Sundry Creditors	4,822	7,232	8,327	11,719	12,341	13,117	15,657
Other Liabilities	6,752	7,202	6,033	9,511	6,928	10,434	12,178
Provisions	291	2,195	686	763	807	7,255	9,659
Net Current Assets	-2,471	-5,371	-7,389	-927	21,325	14,891	26,106
Application of Funds	27,775	37,115	54,673	73,230	93,794	106,449	123,809

E: MOFSL Estimates

Financials and Valuations

Ratios (Consolidated)

Y/E March	CY14	FY16 (15m)	FY17	FY18	FY19	FY20E	FY21E
Basic (INR)							
EPS	227.1	492.7	629.6	799.6	813.9	877.4	1,007.3
EPS Growth (%)	55.6	73.6	59.7	27.0	1.8	7.8	14.8
Cash EPS	308	543	686	882	924	1,009	1,160
Book Value per Share	1,017	1,345	1,964	2,579	3,269	3,911	4,622
DPS	35.0	100.0	100.0	110.0	115.0	120.0	125.0
Payout (Incl. Div. Tax) %	25.1	23.4	18.5	15.0	18.0	26.8	29.5
Valuation (x)							
P/E	88.4	40.7	31.9	25.1	24.7	22.9	19.9
Cash P/E	65.1	37.0	29.3	22.8	21.7	19.9	17.3
EV/EBITDA	56.2	24.5	20.0	14.8	14.0	12.5	10.8
EV/Sales	8.6	4.7	4.4	3.4	3.0	2.6	2.2
Price to Book Value	19.7	14.9	10.2	7.8	6.1	5.1	4.3
Dividend Yield (%)	0.2	0.5	0.5	0.5	0.6	0.6	0.6
Profitability Ratios (%)							
RoE	25.6	33.4	38.1	35.2	27.8	24.4	23.6
RoCE	23.1	34.1	37.0	33.9	26.6	23.9	23.9
RoIC	82.9	587.0	1,145.7	1,373.6	298.2	216.1	287.2
Turnover Ratios							
Debtors (Days)	0	2	3	3	3	3	3
Inventory (Days)	9	23	17	16	24	16	18
Creditors (Days)	20	53	43	48	46	44	45
Working Capital (Days)	-11	-28	-23	-29	-19	-25	-24
Asset Turnover (x)	3.1	1.7	1.3	1.2	1.0	1.0	1.0
Leverage Ratio							
Debt/Equity (x)	0.0	0.0	0.0	0.0	0.0	0.0	0.0

Cash Flow Statement (Consolidated)

(INR m)

Y/E March	CY14	FY16 (15m)	FY17	FY18	FY19	FY20E	FY21E
Profit before Tax	9,926	17,120	23,874	28,956	30,214	31,605	37,915
Depreciation & Amort.	2,198	1,366	1,538	2,233	3,003	3,583	4,159
Direct Taxes Paid	-2,810	-5,187	-6,516	8,071	-9,419	-10,658	-12,453
(Inc)/Dec in Working Capital	2,020	3,674	1,635	5,564	-1,989	2,350	898
Interest/Div. Received	950	-65	-40	-394	4,434	4,775	6,400
Other Items	-1,809	-2,278	-3,411	-19,608	-6,916	4,378	-2,895
CF from Oper. Activity	10,475	14,631	17,080	24,823	19,326	36,033	34,025
(Inc)/Dec in FA+CWIP	-9,682	-5,094	-5,470	-7,460	-7,897	-8,186	-8,500
Free Cash Flow	793	9,537	11,610	17,363	11,429	27,848	25,525
(Pur)/Sale of Invest.	-1,190	-4,920	-11,966	-13,991	6,583	-14,488	-1,804
CF from Inv. Activity	-10,872	-10,014	-17,436	-21,450	-1,314	-22,673	-10,304
Issue of Shares	79	48	57	195	853	0	0
Inc/(Dec) in Debt	-255	0	213	390	359	-1,868	0
Interest Paid	-98	-21	-17	-34	-73	-55	-80
Dividends Paid	-1,348	-4,682	0	-3,171	-3,993	-6,424	-8,103
CF from Fin. Activity	2,974	-5,052	253	-2,620	-2,855	-8,346	-8,183
Inc/(Dec) in Cash	2,576	-435	-103	752	15,157	5,014	15,537
Add: Beginning Balance	6,826	210	530	251	12,120	29,653	34,667
Closing Balance	9,402	-226	427	1,003	27,277	34,667	50,204

E: MOFSL Estimates

Explanation of Investment Rating	
Investment Rating	Expected return (over 12-month)
BUY	>=15%
SELL	< - 10%
NEUTRAL	< - 10 % to 15%
UNDER REVIEW	Rating may undergo a change
NOT RATED	We have forward looking estimates for the stock but we refrain from assigning recommendation

*In case the recommendation given by the Research Analyst is inconsistent with the investment rating legend for a continuous period of 30 days, the Research Analyst shall within following 30 days take appropriate measures to make the recommendation consistent with the investment rating legend.

Disclosures

The following Disclosures are being made in compliance with the SEBI Research Analyst Regulations 2014 (herein after referred to as the Regulations).

Motilal Oswal Financial Services Ltd. (MOFSL) is a SEBI Registered Research Analyst having registration no. INH000000412. MOFSL, the Research Entity (RE) as defined in the Regulations, is engaged in the business of providing Stock broking services, Investment Advisory Services, Depository participant services & distribution of various financial products. MOFSL is a subsidiary company of Passionate Investment Management Pvt. Ltd.. (PIMPL). MOFSL is a listed public company, the details in respect of which are available on www.motilaloswal.com. MOFSL (erstwhile Motilal Oswal Securities Limited - MOSL) is registered with the Securities & Exchange Board of India (SEBI) and is a registered Trading Member with National Stock Exchange of India Ltd. (NSE) and Bombay Stock Exchange Limited (BSE), Multi Commodity Exchange of India Limited (MCX) and National Commodity & Derivatives Exchange Limited (NCDEX) for its stock broking activities & is Depository participant with Central Depository Services Limited (CDSL) National Securities Depository Limited (NSDL), NERL, COMRIS and CCRL and is member of Association of Mutual Funds of India (AMFI) for distribution of financial products and Insurance Regulatory & Development Authority of India (IRDA) as Corporate Agent for insurance products. Details of associate entities of Motilal Oswal Financial Services Limited are available on the website at <http://onlinereports.motilaloswal.com/Dormant/documents/List%20of%20Associate%20companies.pdf>

MOFSL and its associate company(ies), their directors and Research Analyst and their relatives may; (a) from time to time, have a long or short position in, act as principal in, and buy or sell the securities or derivatives thereof of companies mentioned herein. (b) be engaged in any other transaction involving such securities and earn brokerage or other compensation or act as a market maker in the financial instruments of the company(ies) discussed herein or act as an advisor or lender/borrower to such company(ies) or may have any other potential conflict of interests with respect to any recommendation and other related information and opinions.; however the same shall have no bearing whatsoever on the specific recommendations made by the analyst(s), as the recommendations made by the analyst(s) are completely independent of the views of the associates of MOFSL even though there might exist an inherent conflict of interest in some of the stocks mentioned in the research report

MOFSL and / or its affiliates do and seek to do business including investment banking with companies covered in its research reports. As a result, the recipients of this report should be aware that MOFSL may have a potential conflict of interest that may affect the objectivity of this report. Compensation of Research Analysts is not based on any specific merchant banking, investment banking or brokerage service transactions. Details of pending Enquiry Proceedings of Motilal Oswal Financial Services Limited are available on the website at <https://galaxy.motilaloswal.com/ResearchAnalyst/PublishViewLitigation.aspx>

A graph of daily closing prices of securities is available at www.nseindia.com, www.bseindia.com. Research Analyst views on Subject Company may vary based on Fundamental research and Technical Research. Proprietary trading desk of MOFSL or its associates maintains arm's length distance with Research Team as all the activities are segregated from MOFSL research activity and therefore it can have an independent view with regards to Subject Company for which Research Team have expressed their views.

Regional Disclosures (outside India)

This report is not directed or intended for distribution to or use by any person or entity resident in a state, country or any jurisdiction, where such distribution, publication, availability or use would be contrary to law, regulation or which would subject MOFSL & its group companies to registration or licensing requirements within such jurisdictions.

For Hong Kong:

This report is distributed in Hong Kong by Motilal Oswal capital Markets (Hong Kong) Private Limited, a licensed corporation (CE AYY-301) licensed and regulated by the Hong Kong Securities and Futures Commission (SFC) pursuant to the Securities and Futures Ordinance (Chapter 571 of the Laws of Hong Kong) "SFO". As per SEBI (Research Analyst Regulations) 2014 Motilal Oswal Securities (SEBI Reg No. INH000000412) has an agreement with Motilal Oswal capital Markets (Hong Kong) Private Limited for distribution of research report in Hong Kong. This report is intended for distribution only to "Professional Investors" as defined in Part I of Schedule 1 to SFO. Any investment or investment activity to which this document relates is only available to professional investor and will be engaged only with professional investors." Nothing here is an offer or solicitation of these securities, products and services in any jurisdiction where their offer or sale is not qualified or exempt from registration. The Indian Analyst(s) who compile this report is/are not located in Hong Kong & are not conducting Research Analysis in Hong Kong.

For U.S.

Motilal Oswal Financial Services Limited (MOFSL) is not a registered broker - dealer under the U.S. Securities Exchange Act of 1934, as amended (the "1934 act") and under applicable state laws in the United States. In addition MOFSL is not a registered investment adviser under the U.S. Investment Advisers Act of 1940, as amended (the "Advisers Act" and together with the 1934 Act, the "Acts"), and under applicable state laws in the United States. Accordingly, in the absence of specific exemption under the Acts, any brokerage and investment services provided by MOFSL, including the products and services described herein are not available to or intended for U.S. persons. This report is intended for distribution only to "Major Institutional Investors" as defined by Rule 15a-6(b)(4) of the Exchange Act and interpretations thereof by SEC (henceforth referred to as "major institutional investors"). This document must not be acted on or relied on by persons who are not major institutional investors. Any investment or investment activity to which this document relates is only available to major institutional investors and will be engaged in only with major institutional investors. In reliance on the exemption from registration provided by Rule 15a-6 of the U.S. Securities Exchange Act of 1934, as amended (the "Exchange Act") and interpretations thereof by the U.S. Securities and Exchange Commission ("SEC") in order to conduct business with Institutional Investors based in the U.S., MOFSL has entered into a chaperoning agreement with a U.S. registered broker-dealer, Motilal Oswal Securities International Private Limited. ("MOSIPL"). Any business interaction pursuant to this report will have to be executed within the provisions of this chaperoning agreement.

The Research Analysts contributing to the report may not be registered /qualified as research analyst with FINRA. Such research analyst may not be associated persons of the U.S. registered broker-dealer, MOSIPL, and therefore, may not be subject to NASD rule 2711 and NYSE Rule 472 restrictions on communication with a subject company, public appearances and trading securities held by a research analyst account.

For Singapore

In Singapore, this report is being distributed by Motilal Oswal Capital Markets Singapore Pte Ltd ("MOCMSPL") (Co.Reg. NO. 201129401Z) which is a holder of a capital markets services license and an exempt financial adviser in Singapore. As per the approved agreement under Paragraph 9 of Third Schedule of Securities and Futures Act (CAP 289) and Paragraph 11 of First Schedule of Financial Advisors Act (CAP 110) provided to MOCMSPL by Monetary Authority of Singapore. Persons in Singapore should contact MOCMSPL in respect of any matter arising from, or in connection with this report/publication/communication. This report is distributed solely to persons who qualify as "Institutional Investors", of which some of whom may consist of "accredited" institutional investors as defined in section 4A(1) of the Securities and Futures Act, Chapter 289 of Singapore ("the SFA"). Accordingly, if a Singapore person is not or ceases to be such an institutional investor, such Singapore Person must immediately discontinue any use of this Report and inform MOCMSPL.

Specific Disclosures

- 1 MOSL, Research Analyst and/or his relatives does not have financial interest in the subject company, as they do not have equity holdings in the subject company.
- 2 MOSL, Research Analyst and/or his relatives do not have actual/beneficial ownership of 1% or more securities in the subject company
- 3 MOSL, Research Analyst and/or his relatives have not received compensation/other benefits from the subject company in the past 12 months
- 4 MOSL, Research Analyst and/or his relatives do not have material conflict of interest in the subject company at the time of publication of research report
- 5 Research Analyst has not served as director/officer/employee in the subject company
- 6 MOSL has not acted as a manager or co-manager of public offering of securities of the subject company in past 12 months
- 7 MOSL has not received compensation for investment banking/ merchant banking/brokerage services from the subject company in the past 12 months
- 8 MOSL has not received compensation for other than investment banking/merchant banking/brokerage services from the subject company in the past 12 months
- 9 MOSL has not received any compensation or other benefits from third party in connection with the research report
- 10 MOSL has not engaged in market making activity for the subject company

The associates of MOFSL may have:

- financial interest in the subject company
- actual/beneficial ownership of 1% or more securities in the subject company
- received compensation/other benefits from the subject company in the past 12 months
- other potential conflict of interests with respect to any recommendation and other related information and opinions.; however the same shall have no bearing whatsoever on the specific recommendations made by the analyst(s), as the recommendations made by the analyst(s) are completely independent of the views of the associates of MOFSL even though there might exist an inherent conflict of interest in some of the stocks mentioned in the research report.
- acted as a manager or co-manager of public offering of securities of the subject company in past 12 months
- be engaged in any other transaction involving such securities and earn brokerage or other compensation or act as a market maker in the financial instruments of the company(ies) discussed herein or act as an advisor or lender/borrower to such company(ies)
- received compensation from the subject company in the past 12 months for investment banking / merchant banking / brokerage services or from other than said services.

The associates of MOFSL has not received any compensation or other benefits from third party in connection with the research report

Above disclosures include beneficial holdings lying in demat account of MOFSL which are opened for proprietary investments only. While calculating beneficial holdings, It does not consider demat accounts which are opened in name of MOFSL for other purposes (i.e holding client securities, collaterals, error trades etc.). MOFSL also earns DP income from clients which are not considered in above disclosures.

Analyst Certification

The views expressed in this research report accurately reflect the personal views of the analyst(s) about the subject securities or issues, and no part of the compensation of the research analyst(s) was, is, or will be directly or indirectly related to the specific recommendations and views expressed by research analyst(s) in this report.

Terms & Conditions:

This report has been prepared by MOFSL and is meant for sole use by the recipient and not for circulation. The report and information contained herein is strictly confidential and may not be altered in any way, transmitted to, copied or distributed, in part or in whole, to any other person or to the media or reproduced in any form, without prior written consent of MOFSL. The report is based on the facts, figures and information that are considered true, correct, reliable and accurate. The intent of this report is not recommendatory in nature. The information is obtained from publicly available media or other sources believed to be reliable. Such information has not been independently verified and no guaranty, representation of warranty, express or implied, is made as to its accuracy, completeness or correctness. All such information and opinions are subject to change without notice. The report is prepared solely for informational purpose and does not constitute an offer document or solicitation of offer to buy or sell or subscribe for securities or other financial instruments for the clients. Though disseminated to all the customers simultaneously, not all customers may receive this report at the same time. MOFSL will not treat recipients as customers by virtue of their receiving this report.

Disclaimer:

The report and information contained herein is strictly confidential and meant solely for the selected recipient and may not be altered in any way, transmitted to, copied or distributed, in part or in whole, to any other person or to the media or reproduced in any form, without prior written consent. This report and information herein is solely for informational purpose and may not be used or considered as an offer document or solicitation of offer to buy or sell or subscribe for securities or other financial instruments. Nothing in this report constitutes investment, legal, accounting and tax advice or a representation that any investment or strategy is suitable or appropriate to your specific circumstances. The securities discussed and opinions expressed in this report may not be suitable for all investors, who must make their own investment decisions, based on their own investment objectives, financial positions and needs of specific recipient. This may not be taken in substitution for the exercise of independent judgment by any recipient. Each recipient of this document should make such investigations as it deems necessary to arrive at an independent evaluation of an investment in the securities of companies referred to in this document (including the merits and risks involved), and should consult its own advisors to determine the merits and risks of such an investment. The investment discussed or views expressed may not be suitable for all investors. Certain transactions -including those involving futures, options, another derivative products as well as non-investment grade securities - involve substantial risk and are not suitable for all investors. No representation or warranty, express or implied, is made as to the accuracy, completeness or fairness of the information and opinions contained in this document. The Disclosures of Interest Statement incorporated in this document is provided solely to enhance the transparency and should not be treated as endorsement of the views expressed in the report. This information is subject to change without any prior notice. The Company reserves the right to make modifications and alternations to this statement as may be required from time to time without any prior approval. MOFSL, its associates, their directors and the employees may from time to time, effect or have effected an own account transaction in, or deal as principal or agent in or for the securities mentioned in this document. They may perform or seek to perform investment banking or other services for, or solicit investment banking or other business from, any company referred to in this report. Each of these entities functions as a separate, distinct and independent of each other. The recipient should take this into account before interpreting the document. This report has been prepared on the basis of information that is already available in publicly accessible media or developed through analysis of MOFSL. The views expressed are those of the analyst, and the Company may or may not subscribe to all the views expressed therein. This document is being supplied to you solely for your information and may not be reproduced, redistributed or passed on, directly or indirectly, to any other person or published, copied, in whole or in part, for any purpose. This report is not directed or intended for distribution to, or use by, any person or entity who is a citizen or resident of or located in any locality, state, country or other jurisdiction, where such distribution, publication, availability or use would be contrary to law, regulation or which would subject MOFSL to any registration or licensing requirement within such jurisdiction. The securities described herein may or may not be eligible for sale in all jurisdictions or to certain category of investors. Persons in whose possession this document may come are required to inform themselves of and to observe such restriction. Neither the Firm, not its directors, employees, agents or representatives shall be liable for any damages whether direct or indirect, incidental, special or consequential including lost revenue or lost profits that may arise from or in connection with the use of the information. The person accessing this information specifically agrees to exempt MOFSL or any of its affiliates or employees from, any and all responsibility/liability arising from such misuse and agrees not to hold MOFSL or any of its affiliates or employees responsible for any such misuse and further agrees to hold MOFSL or any of its affiliates or employees free and harmless from all losses, costs, damages, expenses that may be suffered by the person accessing this information due to any errors and delays.

Registered Office Address: Motilal Oswal Tower, Rahimtullah Sayani Road, Opposite Parel ST Depot, Prabhadevi, Mumbai-400025; Tel No.: 022 71934200/ 022-71934263; Website www.motilaloswal.com.CIN no.: L67190MH2005PLC153397. Correspondence Office Address: Palm Spring Centre, 2nd Floor, Palm Court Complex, New Link Road, Malad(West), Mumbai- 400 064. Tel No: 022 7188 1000.

Registration Nos.: Motilal Oswal Financial Services Limited (MOFSL)*: INZ000158836(BSE/NSE/MCX/NCDEX); CDSL and NSDL: IN-DP-16-2015; Research Analyst: INH000000412. AMFI: ARN - 146822; Investment Adviser: INA000007100; Insurance Corporate Agent: CA0579;PMS:INP000006712. Motilal Oswal Asset Management Company Ltd. (MOAMC): PMS (Registration No.: INP000000670); PMS and Mutual Funds are offered through MOAMC which is group company of MOFSL. Motilal Oswal Wealth Management Ltd. (MOWML): PMS (Registration No.: INP000004409) is offered through MOWML, which is a group company of MOFSL. Motilal Oswal Financial Services Limited is a distributor of Mutual Funds, PMS, Fixed Deposit, Bond, NCDs, Insurance Products and IPOs. Real Estate is offered through Motilal Oswal Real Estate Investment Advisors II Pvt. Ltd. which is a group company of MOFSL. Private Equity is offered through Motilal Oswal Private Equity Investment Advisors Pvt. Ltd which is a group company of MOFSL. Research & Advisory services is backed by proper research. Please read the Risk Disclosure Document prescribed by the Stock Exchanges carefully before investing. There is no assurance or guarantee of the returns. Investment in securities market is subject to market risk, read all the related documents carefully before investing. Details of Compliance Officer: Name: Neeraj Agarwal, Email ID: na@motilaloswal.com, Contact No.:022-71881085.

* MOSL has been amalgamated with Motilal Oswal Financial Services Limited (MOFSL) w.e.f August 21, 2018 pursuant to order dated July 30, 2018 issued by Hon'ble National Company Law Tribunal, Mumbai Bench.