

Granules India

BSE SENSEX	S&P CNX
37,463	11,279
Bloomberg	GRAN IN
Equity Shares (m)	229
M.Cap.(INRb)/(USDb)	28 / 0.4
52-Week Range (INR)	123 / 72
1, 6, 12 Rel. Per (%)	1/-2/8
12M Avg Val (INR M)	320
Free float (%)	57.1

CMP: INR110 TP: INR150 (+36%) Buy

Strong end to FY19, momentum to sustain over next 2-3 years

Financials & Valuations (INR b)

Y/E Mar	2019	2020E	2021E
Net Sales	22.8	26.6	30.7
EBITDA	3.9	5.0	5.8
PAT	2.3	2.7	3.2
EPS (INR)	9.2	10.5	12.7
Gr. (%)	76.5	14.0	20.6
BV/Sh (INR)	60.2	66.8	75.5
RoE (%)	16.5	16.6	17.8
RoCE (%)	8.6	10.1	11.5
P/E (x)	11.9	10.5	8.7
P/BV (x)	1.8	1.6	1.5

Estimate change 

TP change 

Rating change 

- **Formulation-driven growth:** Sales increased 22% YoY to INR6.1b (our estimate: INR6.5b) in 4QFY19. Gross margin (GM) improved 740bp YoY (+270bp QoQ) to 46%, led by a superior product mix. Sales were largely driven by a 43%/22% YoY increase in FD /API sales, partly offset by a 14% decline in intermediates sales.
- **Profitability supported by a superior product mix:** EBITDA margin expanded 850bp YoY to 17.9% (our estimate: 16.8%), largely on account of an improvement in GM. Other expenses and staff cost as a percentage of sales were stable YoY. We, however, note that the EBITDA margin shrank 70bp sequentially, mainly due to a steep increase in other expenses (20.4% v/s 16.7% in 3QFY19). Absolute EBITDA increased 142% YoY to INR1b (our estimate: INR1.1b). PAT of INR720m exceeded our estimate of INR577m owing to a lower tax rate.
- For FY19, sales/EBITDA/PAT grew 35%/41%/77% YoY to INR22.7b/INR3.9b/INR2.3b.
- **Key concall highlights:** (a) GRAN guided for CAGR of 20% in sales and 25% in PAT over next three years. (b) The company aims to reduce net debt of INR9.1b by at least INR500m in FY20. (c) R&D spend to be INR1.8b (~60% to be expensed through P&L) in FY20. (d) FY20 capex guided at ~INR1.5b
- **Valuation and view:** We raise our FY20/21 EPS estimate by 2.5%/4.3% to INR10.5/INR12.7 to factor in growth in the formulation business and enhanced API opportunity. We continue valuing GRAN at 13x 12M forward earnings to arrive at a TP of INR150 (prior: INR139). We re-iterate our **Buy** rating, as growth drivers appear to be in place to deliver 17% earnings CAGR over FY19-21. The improvement in asset turnover, the gradual expansion in margins and the completion of capex phase are likely to drive the return ratios as well over the next 2-3 years.

Quarterly Performance

Y/E March (Consolidated)	FY18				FY19						(INR Million)	
	1Q	2Q	3Q	4Q	1Q	2Q	3Q	4Q	FY18	FY19	Est. 4QE	Var. vs Est
Net Sales	3,860	3,926	4,107	5,038	4,532	5,809	6,318	6,133	16,918	22,792	6,518	-5.9%
YoY Change (%)	10.3	7.9	14.3	38.7	17.4	48.0	53.8	21.7	17.9	34.7		
EBITDA	842	769	740	436	726	1,005	1,133	1,056	2,784	3,920	1,122	-5.9%
Margins (%)	21.8	19.6	18.0	8.7	16.0	17.3	17.9	17.2	16.5	17.2		
Depreciation	176	186	196	204	245	265	270	274	762	1,055		
Interest	82	104	82	62	65	76	75	68	331	285		
Other Income	4	68	9	97	147	42	59	19	108	267		
PBT	515	547	471	267	563	706	847	652	1,800	2,768	784	-6.6%
Tax	177	193	169	95	191	234	265	202	634	891		
Rate (%)	34.4	35.2	35.9	35.6	34.0	33.1	31.2	27.5	35.2	34.8		
(Profit)/Loss of JV/Asso. Cos.	-30	-49	-49	-32	-146	-130	-21	-190	-160	-487		
Reported PAT	338	355	302	172	518	602	603	569	1,166	2,292	575	-7.7%
Adjusted PAT	368	403	350	204	518	602	603	622	1,326	2,345	577	24.8%
YoY Change (%)	-5.5	-1.2	-10.1	-55.3	40.7	49.4	72.3	252.5	-19.4	84.3		
Margins (%)	9.5	10.3	8.5	4.1	11.4	10.4	9.5	11.7	7.8	10.7		

Tushar Manudhane – Research Analyst (Tushar.Manudhane@MotilalOswal.com); +91 22 6129 1536

Rajat Srivastava – Research Analyst (Rajat.Srivastava@motilalosal.com); +91 22 6129 1557

Investors are advised to refer through important disclosures made at the last page of the Research Report.

Motilal Oswal research is available on www.motilalosal.com/Institutional-Equities, Bloomberg, Thomson Reuters, Factset and S&P Capital.

Other concall highlights

- Management guided for promoter pledge reduction to zero by end of FY21.
- Core molecules contributed ~86% of revenue in FY19. The share is likely to remain stable on the back of an increase in utilization of the recently added capacity.
- Raw material prices are stable now with gradual downtrend.
- Higher formulation sales led by new launches in 2HFY20 to drive gross margin over the medium term.
- R&D spend for FY19 was INR1.3b, with INR570m capitalized.
- Capex in FY19 was INR2.7b.
- GRAN has 32 ANDAs filed till date (9 in FY19) with 15 from India and 17 from Granules Pharma INC.
- GRAN guided for 3-5 approvals in FY20.
- New capacity of Metformin is at 15% utilization. There is USFDA inspection scheduled in July 2019. Successful inspection and subsequent approval are likely to enhance capacity utilization.
- GRAN had income of INR490m from JV and guided for a similar amount in FY20.
- Losartan API is an interesting opportunity for GRAN, and it intends to double capacity to cater to rising demand on account of regulatory issues with peers.
- Granules Pharma INC (GPI) recorded sales/EBITDA/PAT of INR2b/INR760m/INR400m for FY19.

JV performance

Exhibit 1: Omnicem

(INR m)	1QFY19	2QFY19	3QFY19	4QFY19
Sales	970	170	120	930
EBITDA	194	-14	-18	180
PAT	155	-53	-58	44

Source: Company, MOFSL

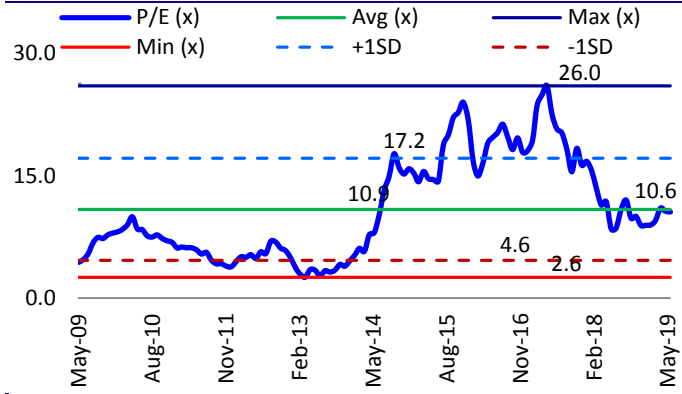
Exhibit 2: Biocause JV

(INR m)	FY18	FY19
Sales	2,802	3,650
EBITDA	381	1,066
PAT	303	887

Source: Company, MOFSL

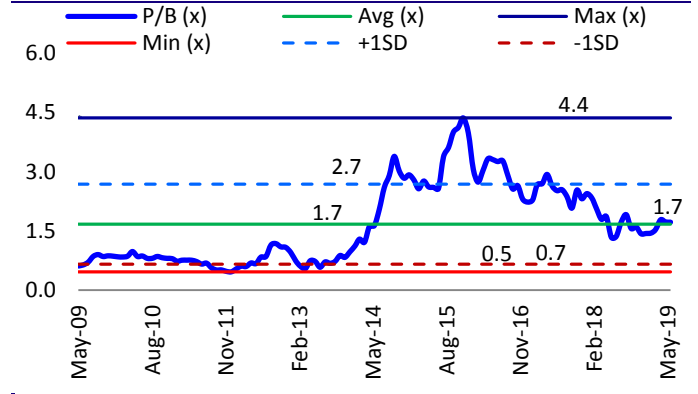
Valuation and view: We raise our FY20/21 EPS estimate by 2.5%/4.3% to INR10.5/INR12.7 to factor in growth in the formulation business and enhanced API opportunity. We continue valuing GRAN at 13x 12M forward earnings to arrive at a TP of INR150 (prior: INR139). We re-iterate our **Buy** rating, as growth drivers appear to be in place to deliver 17% earnings CAGR over FY19-21. The improvement in asset turnover, the gradual expansion in margins and the completion of capex phase are likely to drive the return ratios as well over the next 2-3 years.

Exhibit 3: P/E chart



Source: Company, MOFSL

Exhibit 4: P/B chart



Source: Company, MOFSL

Story in Charts

Exhibit 5: 22% YoY growth in revenue (4QFY19)

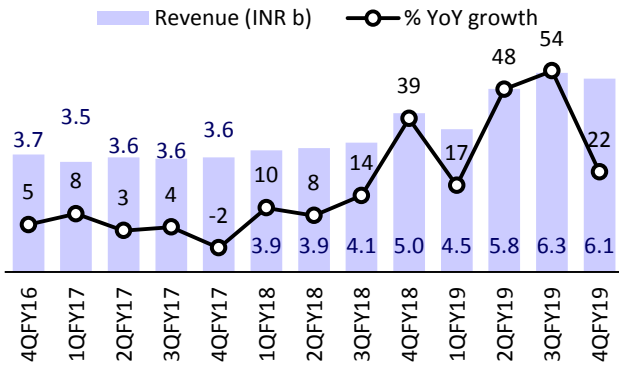


Exhibit 6: Higher R&D expense hurts EBITDA margin QoQ

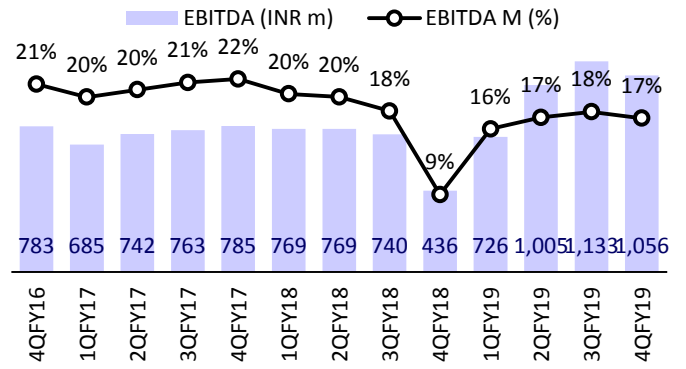


Exhibit 7: Revenues to exhibit 16% CAGR over FY19-21

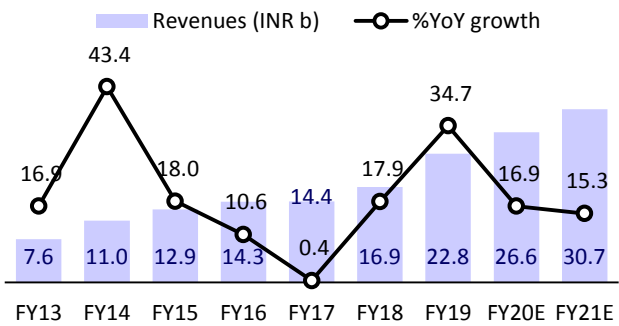


Exhibit 8: EBITDA margin to improve gradually

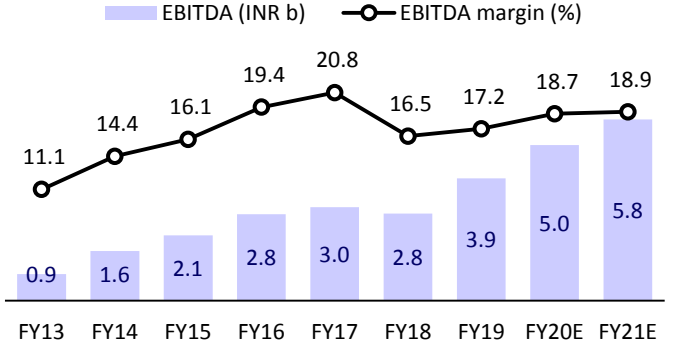


Exhibit 9: Formulation contribution to rise gradually

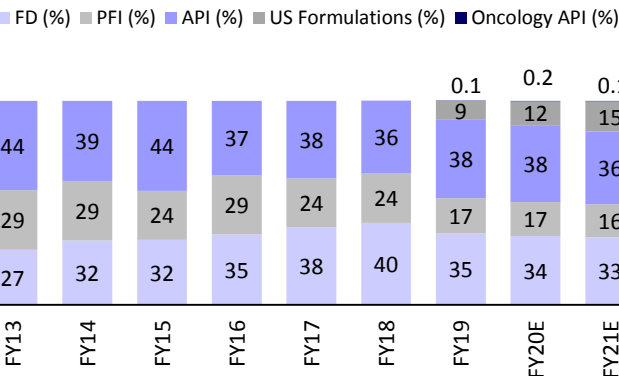


Exhibit 10: PAT to grow at ~17% CAGR over FY19-21

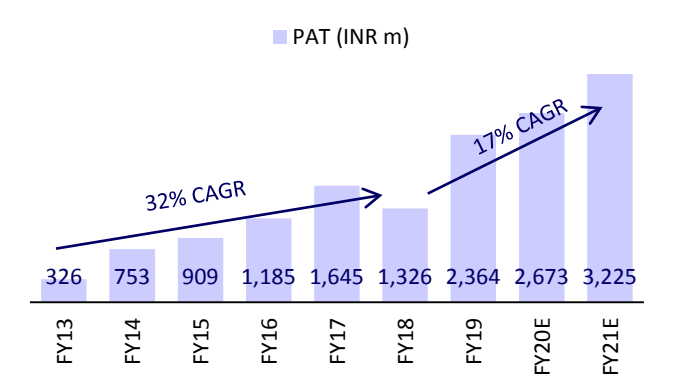
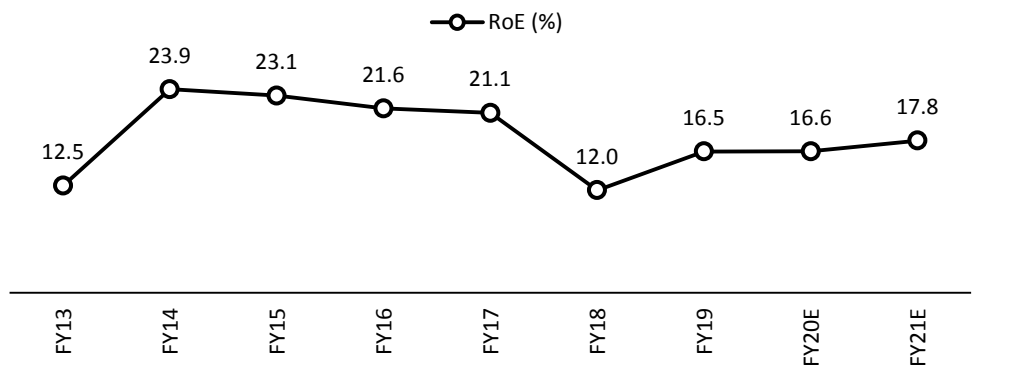


Exhibit 11: RoE to pick up gradually as capex cycle ends



Source: Company, MOFSL

Financials and Valuations

Consolidated - Income Statement

(INR Million)

Y/E March	FY14	FY15	FY16	FY17	FY18	FY19	FY20E	FY21E
Total Income from Operations	10,959	12,929	14,295	14,353	16,918	22,792	26,638	30,707
Change (%)	43.4	18.0	10.6	0.4	17.9	34.7	16.9	15.3
Total Expenditure	9,376	10,843	11,528	11,364	14,134	18,872	21,657	24,903
% of Sales	85.6	83.9	80.6	79.2	83.5	82.8	81.3	81.1
EBITDA	1,583	2,086	2,767	2,988	2,784	3,920	4,981	5,804
Margin (%)	14.4	16.1	19.4	20.8	16.5	17.2	18.7	18.9
Depreciation	298	527	643	715	762	1,055	1,217	1,312
EBIT	1,285	1,560	2,124	2,273	2,022	2,866	3,764	4,492
Int. and Finance Charges	204	323	399	323	331	285	273	254
Other Income	43	43	77	99	108	267	160	184
PBT bef. EO Exp.	1,124	1,280	1,802	2,050	1,800	2,848	3,651	4,422
EO Items	0	0	0	0	0	-80	0	0
PBT after EO Exp.	1,124	1,280	1,802	2,050	1,800	2,768	3,651	4,422
Current Tax	305	287	535	652	659	891	1,278	1,548
Deferred Tax	66	83	82	-9	-25	72	0	0
Tax Rate (%)	33.0	29.0	34.2	31.4	35.2	34.8	35.0	35.0
Add: Associate income	0	0	0	247	160	487	300	350
Reported PAT	753	909	1,185	1,654	1,326	2,292	2,673	3,225
Adjusted PAT	753	909	1,185	1,654	1,326	2,345	2,673	3,225
Change (%)	130.8	20.8	30.3	39.6	-19.8	76.8	14.0	20.6
Margin (%)	6.9	7.0	8.3	11.5	7.8	10.3	10.0	10.5

Consolidated - Balance Sheet

(INR Million)

Y/E March	FY14	FY15	FY16	FY17	FY18	FY19	FY20E	FY21E
Equity Share Capital	203	204	217	229	254	254	254	254
Total Reserves	3,357	4,107	6,444	8,807	12,788	15,040	16,717	18,945
Net Worth	3,560	4,312	6,660	9,036	13,042	15,295	16,971	19,199
Minority Interest	0	0	0	0	0	0	0	0
Deferred Liabilities	403	549	646	565	543	655	655	655
Total Loans	4,417	4,872	4,767	5,981	9,582	9,330	8,830	8,030
Capital Employed	8,380	9,732	12,074	15,582	23,167	25,279	26,456	27,884
Gross Block	6,539	8,438	9,622	10,099	14,430	16,639	18,139	19,339
Less: Accum. Deprn.	1,714	2,272	2,941	3,656	4,418	5,473	6,690	8,002
Net Fixed Assets	4,825	6,166	6,681	6,443	10,012	11,167	11,450	11,338
Goodwill on Consolidation	0	0	0	0	0	0	0	0
Capital WIP	1,246	620	766	2,605	2,901	3,235	3,197	3,071
Total Investments	2	2	2	1,082	1,566	2,104	2,104	2,104
Curr. Assets, Loans&Adv.	3,848	5,184	7,080	8,633	11,891	13,279	15,744	18,177
Inventory	1,742	2,245	3,071	2,761	2,799	3,842	4,409	5,070
Account Receivables	1,109	1,326	1,526	4,177	6,171	6,735	6,568	7,572
Cash and Bank Balance	418	653	1,419	498	1,156	890	2,649	3,095
Loans and Advances	580	959	1,065	1,198	1,765	1,811	2,117	2,440
Curr. Liability & Prov.	1,640	2,295	2,521	3,183	3,272	4,548	6,080	6,848
Account Payables	1,355	1,887	1,791	2,160	2,522	3,235	3,712	4,269
Other Current Liabilities	162	233	608	934	646	1,144	1,338	1,542
Provisions	123	175	122	89	104	169	1,031	1,038
Net Current Assets	2,208	2,888	4,559	5,451	8,620	8,731	9,663	11,329
Appl. of Funds	8,379	9,732	12,074	15,582	23,167	25,279	26,456	27,884

Financials and Valuations

Ratios

Y/E March	FY14	FY15	FY16	FY17	FY18	FY19	FY20E	FY21E
Basic (INR)								
EPS	3.7	4.5	5.5	7.2	5.6	9.2	10.5	12.7
Cash EPS	5.2	7.0	8.4	10.4	8.2	13.4	15.3	17.8
BV/Share	17.6	21.1	30.7	39.5	51.4	60.2	66.8	75.5
DPS	0.4	0.5	0.6	1.0	1.0	1.0	3.3	3.3
Payout (%)	11.0	13.6	13.9	16.2	22.4	13.0	37.3	30.9
Valuation (x)								
P/E	29.6	24.7	20.1	15.2	19.8	11.9	10.5	8.7
Cash P/E	21.2	15.7	13.0	10.6	13.4	8.2	7.2	6.2
P/BV	6.3	5.2	3.6	2.8	2.1	1.8	1.6	1.5
EV/Sales	2.7	2.3	2.0	2.2	2.0	1.5	1.2	1.0
EV/EBITDA	18.9	14.4	10.5	10.5	12.3	8.7	6.4	5.3
Dividend Yield (%)	0.3	0.5	0.6	0.9	0.9	0.9	3.0	3.0
Return Ratios (%)								
RoE	23.9	23.1	21.6	21.1	12.0	16.5	16.6	17.8
RoCE	13.2	13.3	14.0	12.3	7.3	8.6	10.1	11.5
RoIC	15.9	14.6	15.2	14.7	9.1	10.2	13.0	15.3
Working Capital Ratios								
Asset Turnover (x)	1.3	1.3	1.2	0.9	0.7	0.9	1.0	1.1
Inventory (Days)	58	63	78	70	60	62	60	60
Debtor (Days)	36	36	38	104	133	108	90	90
Creditor (Days)	53	64	57	69	65	63	63	63
Leverage Ratio (x)								
Current Ratio	2.3	2.3	2.8	2.7	3.6	2.9	2.6	2.7
Interest Cover Ratio	6	5	5	7	6	10	14	18
Debt/Equity	1.2	1.1	0.7	0.7	0.7	0.6	0.5	0.4

Consolidated - Cash Flow Statement

(INR Million)

Y/E March	FY14	FY15	FY16	FY17	FY18	FY19	FY20E	FY21E
OP/(Loss) before Tax	1,124	1,280	1,801	2,050	1,800	2,848	3,651	4,422
Depreciation	298	527	643	715	762	1,055	1,217	1,312
Interest & Finance Charges	190	309	347	278	222	18	113	69
Direct Taxes Paid	-238	-317	-490	-595	-634	-891	-1,278	-1,548
(Inc)/Dec in WC	-310	-363	-915	-557	-2,511	-377	826	-1,220
CF from Operations	1,064	1,435	1,387	1,891	-360	2,652	4,530	3,036
Others	16	18	51	43	0	0	0	0
CF from Operating incl EO	1,080	1,453	1,438	1,934	-360	2,652	4,530	3,036
(inc)/dec in FA	-2,649	-1,473	-1,335	-3,088	-4,626	-2,544	-1,462	-1,074
(Pur)/Sale of Investments	95	0	0	0	-483	-539	0	0
Others	8	17	53	-90	108	267	160	184
CF from Investments	-2,546	-1,456	-1,281	-3,178	-5,001	-2,816	-1,302	-890
Issue of Shares	11	11	1,059	829	2,977	186	0	0
(Inc)/Dec in Debt	1,709	628	191	151	3,602	-252	-500	-800
Interest Paid	-205	-319	-406	-319	-331	-285	-273	-254
Dividend Paid	-47	-83	-234	-223	-297	-297	-996	-996
Others	0	0	0	0	68	547	300	350
CF from Fin. Activity	1,467	238	609	438	6,019	-102	-1,470	-1,700
Inc/Dec of Cash	0	236	766	-805	658	-266	1,758	446
Opening Balance	417	417	653	1,303	498	1,156	891	2,649
Closing Balance	417	653	1,419	498	1,156	890	2,649	3,095

Explanation of Investment Rating	
Investment Rating	Expected return (over 12-month)
BUY	>=15%
SELL	< - 10%
NEUTRAL	< - 10 % to 15%
UNDER REVIEW	Rating may undergo a change
NOT RATED	We have forward looking estimates for the stock but we refrain from assigning recommendation

*In case the recommendation given by the Research Analyst is inconsistent with the investment rating legend for a continuous period of 30 days, the Research Analyst shall within following 30 days take appropriate measures to make the recommendation consistent with the investment rating legend.

Disclosures

The following Disclosures are being made in compliance with the SEBI Research Analyst Regulations 2014 (herein after referred to as the Regulations).

Motilal Oswal Financial Services Ltd. (MOFSL) is a SEBI Registered Research Analyst having registration no. INH000000412. MOFSL, the Research Entity (RE) as defined in the Regulations, is engaged in the business of providing Stock broking services, Investment Advisory Services, Depository participant services & distribution of various financial products. MOFSL is a subsidiary company of Passionate Investment Management Pvt. Ltd.. (PIMPL). MOFSL is a listed public company, the details in respect of which are available on www.motilaloswal.com. MOFSL (erstwhile Motilal Oswal Securities Limited - MOSL) is registered with the Securities & Exchange Board of India (SEBI) and is a registered Trading Member with National Stock Exchange of India Ltd. (NSE) and Bombay Stock Exchange Limited (BSE), Multi Commodity Exchange of India Limited (MCX) and National Commodity & Derivatives Exchange Limited (NCDEX) for its stock broking activities & is Depository participant with Central Depository Services Limited (CDSL) National Securities Depository Limited (NSDL), NERL, COMRIS and CCRL and is member of Association of Mutual Funds of India (AMFI) for distribution of financial products and Insurance Regulatory & Development Authority of India (IRDA) as Corporate Agent for insurance products. Details of associate entities of Motilal Oswal Financial Services Limited are available on the website at <http://onlinereports.motilaloswal.com/Dormant/documents/List%20of%20Associate%20companies.pdf>

MOFSL and its associate company(ies), their directors and Research Analyst and their relatives may; (a) from time to time, have a long or short position in, act as principal in, and buy or sell the securities or derivatives thereof of companies mentioned herein. (b) be engaged in any other transaction involving such securities and earn brokerage or other compensation or act as a market maker in the financial instruments of the company(ies) discussed herein or act as an advisor or lender/borrower to such company(ies) or may have any other potential conflict of interests with respect to any recommendation and other related information and opinions.; however the same shall have no bearing whatsoever on the specific recommendations made by the analyst(s), as the recommendations made by the analyst(s) are completely independent of the views of the associates of MOFSL even though there might exist an inherent conflict of interest in some of the stocks mentioned in the research report

MOFSL and / or its affiliates do and seek to do business including investment banking with companies covered in its research reports. As a result, the recipients of this report should be aware that MOFSL may have a potential conflict of interest that may affect the objectivity of this report. Compensation of Research Analysts is not based on any specific merchant banking, investment banking or brokerage service transactions. Details of pending Enquiry Proceedings of Motilal Oswal Financial Services Limited are available on the website at <https://galaxy.motilaloswal.com/ResearchAnalyst/PublishViewLitigation.aspx>

A graph of daily closing prices of securities is available at www.nseindia.com, www.bseindia.com. Research Analyst views on Subject Company may vary based on Fundamental research and Technical Research. Proprietary trading desk of MOFSL or its associates maintains arm's length distance with Research Team as all the activities are segregated from MOFSL research activity and therefore it can have an independent view with regards to Subject Company for which Research Team have expressed their views.

Regional Disclosures (outside India)

This report is not directed or intended for distribution to or use by any person or entity resident in a state, country or any jurisdiction, where such distribution, publication, availability or use would be contrary to law, regulation or which would subject MOFSL & its group companies to registration or licensing requirements within such jurisdictions.

For Hong Kong:

This report is distributed in Hong Kong by Motilal Oswal capital Markets (Hong Kong) Private Limited, a licensed corporation (CE AYY-301) licensed and regulated by the Hong Kong Securities and Futures Commission (SFC) pursuant to the Securities and Futures Ordinance (Chapter 571 of the Laws of Hong Kong) "SFO". As per SEBI (Research Analyst Regulations) 2014 Motilal Oswal Securities (SEBI Reg No. INH000000412) has an agreement with Motilal Oswal capital Markets (Hong Kong) Private Limited for distribution of research report in Hong Kong. This report is intended for distribution only to "Professional Investors" as defined in Part I of Schedule 1 to SFO. Any investment or investment activity to which this document relates is only available to professional investor and will be engaged only with professional investors." Nothing here is an offer or solicitation of these securities, products and services in any jurisdiction where their offer or sale is not qualified or exempt from registration. The Indian Analyst(s) who compile this report is/are not located in Hong Kong & are not conducting Research Analysis in Hong Kong.

For U.S.

Motilal Oswal Financial Services Limited (MOFSL) is not a registered broker - dealer under the U.S. Securities Exchange Act of 1934, as amended (the "1934 act") and under applicable state laws in the United States. In addition MOFSL is not a registered investment adviser under the U.S. Investment Advisers Act of 1940, as amended (the "Advisers Act") and together with the 1934 Act, the "Acts), and under applicable state laws in the United States. Accordingly, in the absence of specific exemption under the Acts, any brokerage and investment services provided by MOFSL, including the products and services described herein are not available to or intended for U.S. persons. This report is intended for distribution only to "Major Institutional Investors" as defined by Rule 15a-6(b)(4) of the Exchange Act and interpretations thereof by SEC (henceforth referred to as "major institutional investors"). This document must not be acted on or relied on by persons who are not major institutional investors. Any investment or investment activity to which this document relates is only available to major institutional investors and will be engaged in only with major institutional investors. In reliance on the exemption from registration provided by Rule 15a-6 of the U.S. Securities Exchange Act of 1934, as amended (the "Exchange Act") and interpretations thereof by the U.S. Securities and Exchange Commission ("SEC") in order to conduct business with Institutional Investors based in the U.S., MOFSL has entered into a chaperoning agreement with a U.S. registered broker-dealer, Motilal Oswal Securities International Private Limited. ("MOSIPL"). Any business interaction pursuant to this report will have to be executed within the provisions of this chaperoning agreement.

The Research Analysts contributing to the report may not be registered /qualified as research analyst with FINRA. Such research analyst may not be associated persons of the U.S. registered broker-dealer, MOSIPL, and therefore, may not be subject to NASD rule 2711 and NYSE Rule 472 restrictions on communication with a subject company, public appearances and trading securities held by a research analyst account.

For Singapore

In Singapore, this report is being distributed by Motilal Oswal Capital Markets Singapore Pte Ltd ("MOCMSPL") (Co.Reg. NO. 201129401Z) which is a holder of a capital markets services license and an exempt financial adviser in Singapore. As per the approved agreement under Paragraph 9 of Third Schedule of Securities and Futures Act (CAP 289) and Paragraph 11 of First Schedule of Financial Advisors Act (CAP 110) provided to MOCMSPL by Monetary Authority of Singapore. Persons in Singapore should contact MOCMSPL in respect of any matter arising from, or in connection with this report/publication/communication. This report is distributed solely to persons who qualify as "Institutional Investors", of which some of whom may consist of "accredited" institutional investors as defined in section 4A(1) of the Securities and Futures Act, Chapter 289 of Singapore ("the SFA"). Accordingly, if a Singapore person is not or ceases to be such an institutional investor, such Singapore Person must immediately discontinue any use of this Report and inform MOCMSPL.

Specific Disclosures

- 1 MOSL, Research Analyst and/or his relatives does not have financial interest in the subject company, as they do not have equity holdings in the subject company.
- 2 MOSL, Research Analyst and/or his relatives do not have actual/beneficial ownership of 1% or more securities in the subject company
- 3 MOSL, Research Analyst and/or his relatives have not received compensation/other benefits from the subject company in the past 12 months
- 4 MOSL, Research Analyst and/or his relatives do not have material conflict of interest in the subject company at the time of publication of research report
- 5 Research Analyst has not served as director/officer/employee in the subject company
- 6 MOSL has not acted as a manager or co-manager of public offering of securities of the subject company in past 12 months
- 7 MOSL has not received compensation for investment banking/ merchant banking/brokerage services from the subject company in the past 12 months
- 8 MOSL has not received compensation for other than investment banking/merchant banking/brokerage services from the subject company in the past 12 months
- 9 MOSL has not received any compensation or other benefits from third party in connection with the research report
- 10 MOSL has not engaged in market making activity for the subject company

The associates of MOFSL may have:

- financial interest in the subject company
- actual/beneficial ownership of 1% or more securities in the subject company
- received compensation/other benefits from the subject company in the past 12 months
- other potential conflict of interests with respect to any recommendation and other related information and opinions.; however the same shall have no bearing whatsoever on the specific recommendations made by the analyst(s), as the recommendations made by the analyst(s) are completely independent of the views of the associates of MOFSL even though there might exist an inherent conflict of interest in some of the stocks mentioned in the research report.
- acted as a manager or co-manager of public offering of securities of the subject company in past 12 months
- be engaged in any other transaction involving such securities and earn brokerage or other compensation or act as a market maker in the financial instruments of the company(ies) discussed herein or act as an advisor or lender/borrower to such company(ies)
- received compensation from the subject company in the past 12 months for investment banking / merchant banking / brokerage services or from other than said services.

The associates of MOFSL has not received any compensation or other benefits from third party in connection with the research report

Above disclosures include beneficial holdings lying in demat account of MOFSL which are opened for proprietary investments only. While calculating beneficial holdings, It does not consider demat accounts which are opened in name of MOFSL for other purposes (i.e holding client securities, collaterals, error trades etc.). MOFSL also earns DP income from clients which are not considered in above disclosures.

Analyst Certification

The views expressed in this research report accurately reflect the personal views of the analyst(s) about the subject securities or issues, and no part of the compensation of the research analyst(s) was, is, or will be directly or indirectly related to the specific recommendations and views expressed by research analyst(s) in this report.

Terms & Conditions:

This report has been prepared by MOFSL and is meant for sole use by the recipient and not for circulation. The report and information contained herein is strictly confidential and may not be altered in any way, transmitted to, copied or distributed, in part or in whole, to any other person or to the media or reproduced in any form, without prior written consent of MOFSL. The report is based on the facts, figures and information that are considered true, correct, reliable and accurate. The intent of this report is not recommendatory in nature. The information is obtained from publicly available media or other sources believed to be reliable. Such information has not been independently verified and no guaranty, representation of warranty, express or implied, is made as to its accuracy, completeness or correctness. All such information and opinions are subject to change without notice. The report is prepared solely for informational purpose and does not constitute an offer document or solicitation of offer to buy or sell or subscribe for securities or other financial instruments for the clients. Though disseminated to all the customers simultaneously, not all customers may receive this report at the same time. MOFSL will not treat recipients as customers by virtue of their receiving this report.

Disclaimer:

The report and information contained herein is strictly confidential and meant solely for the selected recipient and may not be altered in any way, transmitted to, copied or distributed, in part or in whole, to any other person or to the media or reproduced in any form, without prior written consent. This report and information herein is solely for informational purpose and may not be used or considered as an offer document or solicitation of offer to buy or sell or subscribe for securities or other financial instruments. Nothing in this report constitutes investment, legal, accounting and tax advice or a representation that any investment or strategy is suitable or appropriate to your specific circumstances. The securities discussed and opinions expressed in this report may not be suitable for all investors, who must make their own investment decisions, based on their own investment objectives, financial positions and needs of specific recipient. This may not be taken in substitution for the exercise of independent judgment by any recipient. Each recipient of this document should make such investigations as it deems necessary to arrive at an independent evaluation of an investment in the securities of companies referred to in this document (including the merits and risks involved), and should consult its own advisors to determine the merits and risks of such an investment. The investment discussed or views expressed may not be suitable for all investors. Certain transactions -including those involving futures, options, another derivative products as well as non-investment grade securities - involve substantial risk and are not suitable for all investors. No representation or warranty, express or implied, is made as to the accuracy, completeness or fairness of the information and opinions contained in this document. The Disclosures of Interest Statement incorporated in this document is provided solely to enhance the transparency and should not be treated as endorsement of the views expressed in the report. This information is subject to change without any prior notice. The Company reserves the right to make modifications and alternations to this statement as may be required from time to time without any prior approval. MOFSL, its associates, their directors and the employees may from time to time, effect or have effected an own account transaction in, or deal as principal or agent in or for the securities mentioned in this document. They may perform or seek to perform investment banking or other services for, or solicit investment banking or other business from, any company referred to in this report. Each of these entities functions as a separate, distinct and independent of each other. The recipient should take this into account before interpreting the document. This report has been prepared on the basis of information that is already available in publicly accessible media or developed through analysis of MOFSL. The views expressed are those of the analyst, and the Company may or may not subscribe to all the views expressed therein. This document is being supplied to you solely for your information and may not be reproduced, redistributed or passed on, directly or indirectly, to any other person or published, copied, in whole or in part, for any purpose. This report is not directed or intended for distribution to, or use by, any person or entity who is a citizen or resident of or located in any locality, state, country or other jurisdiction, where such distribution, publication, availability or use would be contrary to law, regulation or which would subject MOFSL to any registration or licensing requirement within such jurisdiction. The securities described herein may or may not be eligible for sale in all jurisdictions or to certain category of investors. Persons in whose possession this document may come are required to inform themselves of and to observe such restriction. Neither the Firm, not its directors, employees, agents or representatives shall be liable for any damages whether direct or indirect, incidental, special or consequential including lost revenue or lost profits that may arise from or in connection with the use of the information. The person accessing this information specifically agrees to exempt MOFSL or any of its affiliates or employees from, any and all responsibility/liability arising from such misuse and agrees not to hold MOFSL or any of its affiliates or employees responsible for any such misuse and further agrees to hold MOFSL or any of its affiliates or employees free and harmless from all losses, costs, damages, expenses that may be suffered by the person accessing this information due to any errors and delays.

Registered Office Address: Motilal Oswal Tower, Rahimtullah Sayani Road, Opposite Parel ST Depot, Prabhadevi, Mumbai-400025; Tel No.: 022 71934200/ 022-71934263; Website www.motilaloswal.com.CIN no.: L67190MH2005PLC153397.Correspondence Office Address: Palm Spring Centre, 2nd Floor, Palm Court Complex, New Link Road, Malad(West), Mumbai- 400 064. Tel No: 022 7188 1000.

Registration Nos.: Motilal Oswal Financial Services Limited (MOFSL)*: INZ000158836(BSE/NSE/MCX/NCDEX); CDSL and NSDL: IN-DP-16-2015; Research Analyst: INH000000412. AMFI: ARN - 146822; Investment Adviser: INA000007100; Insurance Corporate Agent: CA0579;PMS:INP000006712. Motilal Oswal Asset Management Company Ltd. (MOAMC): PMS (Registration No.: INP000000670); PMS and Mutual Funds are offered through MOAMC which is group company of MOFSL. Motilal Oswal Wealth Management Ltd. (MOWML): PMS (Registration No.: INP000004409) is offered through MOWML, which is a group company of MOFSL. Motilal Oswal Financial Services Limited is a distributor of Mutual Funds, PMS, Fixed Deposit, Bond, NCDs, Insurance Products and IPOs. Real Estate is offered through Motilal Oswal Real Estate Investment Advisors II Pvt. Ltd. which is a group company of MOFSL. Private Equity is offered through Motilal Oswal Private Equity Investment Advisors Pvt. Ltd which is a group company of MOFSL. Research & Advisory services is backed by proper research. Please read the Risk Disclosure Document prescribed by the Stock Exchanges carefully before investing. There is no assurance or guarantee of the returns. Investment in securities market is subject to market risk, read all the related documents carefully before investing. Details of Compliance Officer: Name: Neeraj Aganwal, Email ID: na@motilaloswal.com, Contact No.:022-71881085.

* MOSL has been amalgamated with Motilal Oswal Financial Services Limited (MOFSL) w.e.f August 21, 2018 pursuant to order dated July 30, 2018 issued by Hon'ble National Company Law Tribunal, Mumbai Bench.